

WORKSHOP 0121

ALL ABOUT COLOUR Lyn Kenny - \$195

Plus Kit \$185 which includes all PFD 100% mercerised cotton fabric, Procion MX dyes and all dyeing chemical requirements.

9am to 4pm 23rd to 25th February

Lower Community Hall

Mt Gravatt Showgrounds

Lyn has been dyeing fabric with Procion MX dyes and running fabric dyeing workshops since the 1970s.




Workshop

- In this workshop we will explore the incredible number of hues that are possible by mixing only pure yellows, reds and blues of Procion MX fibre reactive dyes, using three-dimensional colour theory.
- We will use a number of basic dyeing techniques, including single dye value gradations, over-dyeing and low-water immersion dyeing.
- We will work in three groups, and each group will use a different set of pure primary dyes.
- The results from each group of dyes will be shared with all participants.
- At the end of the workshop, you will build your Dye Reference Book which will contain over 1000 dye swatches on 100% Prepared for Dyeing mercerised cotton fabric.
- Each swatch will be labelled with a code that provides the recipe for that colour. You can use this to duplicate any colour, dyeing whatever amount of fabric you wish to dye.
- You will receive a Spreadsheet for your personal use to calculate the dye requirements for any colour and any amount of fabric.
- The Spreadsheet will also include calculations for making stock solutions of Dye, Soda Ash, Salt, Urea (or Chemical) water.

Discussion Topics

- Safety Considerations
- Low-water Immersion Dyeing
- Limits of dye
- Washout procedures
- Munsell Colour Theory
- Three-dimensional colour theory as it relates to dyeing fabric.
- Q&A



WORKSHOP 0221

Ioani Prior - Rowdy Roosters - \$130

9am to 4pm; 20th-21st March Memorial Hall

Mt Gravatt Showgrounds

You might remember Ioani Prior as the Queen of the Tea Cosies, and her four best-selling books filled to the brim with fabulous tea cosy designs. You might remember her from 10 years teaching her knitted tea cosy workshops at Sturt Winter School, at yarn stores around the country and at her home in the Hills of Noosa. Or perhaps you met



Ioani as guest artist at Australia's Craft and Quilt Fairs, or visited the touring art galleries exhibition, Portraits of a Tea Cosy. It is her exuberant, magical designs that make her stand out from the rest of the crowd. And her love of sharing everything she has learnt along the way.

During this workshop learn to design your own exuberant rooster. Wall hanging cushion, or the centre piece of your nest quilt, he will find his place in your heart and in your home.



If you can hold a pencil, if you can thread a needle, you can do this workshop

"But I can't draw?" I can't draw either. But I can make large bold marks on paper and so can you. Our bold marks are just a step towards showing off our beautiful fabric and our excellent stitching skills – in our own inimitable styles.

And here is the difference in this workshop. We'll take that pencilled outline of a rooster and dress him in his finest clothes – letting the fabric work its own magic.

WORKSHOP 0321

The Garden Michelle Mischkulnig - \$130

Plus Kit \$50 which includes all materials except machine embroidery thread


9am to 4pm 19th- 20th June Community Hall

Mt Gravatt Showgrounds

My work is an expression of my life, my life full of happiness, joy, a beautiful family, good friends and laughter. My inspiration comes from warm winter sun, the sound of the ocean, darting dragonflies, places I have been, family holidays, first spring gardens and everyday life. To wake each day knowing I will be creating an artwork that brings joy to



those who see it is very fulfilling. From the time of our birth, we are surrounded by colour and texture. The softness of baby's skin, butterfly kisses laid gently on our cheeks. As we move through our life, colour and texture bring to us emotive feelings, memories good and bad. Colour and texture affect our emotions, the motion and blueness of the sea, the first stirrings of spring. I am passionate about my art, created with joy, love and passion, often evoking a feeling of happiness in others. When I sell a piece of my work it is a sense of loss personally as each piece has a piece of me in it.'



The Garden. An adventure into creating beautiful wall textile art using free motion machine embroidery and many layers of gorgeous ingredients.

In this workshop you will experience new techniques and play with gorgeous hand dyed silks and other fibres, building up Layers of texture. All these layers will be drawn together with free motion stitching the possibilities are endless.

WORKSHOP 0721

Pe'le Me'le Quilt Véronique Diligent- \$130

Ruler \$40

9am-4pm; 21st-22nd August

Memorial Hall

Mt Gravatt Showgrounds

Véronique has been quilting for the past 22 years and making patterns for the past 10 years. I specialised in appliqué (hand) and embroidery. Very passionate and inspired by nature and I need to look after my garden for sanity. Véronique has won runner-up in the traditional section in 2009 at the Victorian Quilt showcase (with a whole cloth quilt) and had a quilt entered at Paducah Quilt show in 2010 (trapunto and appliqué). After that she has been busy designing patterns to enter anything in competition. Véronique has been teaching appliqué, embroidery since 2011.



The "Pêlè-Mêlè" pattern is a wonderful way to try a lot of different techniques without having to make a whole quilt. Through all the classes I have been teaching, I have demonstrated applique, broderie perse, embroidery, paper piecing, and mostly to play with fabrics of all different styles. It is like opening a Pandora Box for the quilters, they are only limited by their imaginations (and some have lots of it). Pêlè-Mêlè comes in three different patterns, repro, brights and embroidery.

WORKSHOP 0521

Crazy Quilting - Jennifer Clouston \$130


19th-19th September Memorial Hall

Mt Gravatt Showgrounds

Jennifer Clouston is a textile artist, third time author and sought-after tutor. After being introduced to quilting in South Africa in 1988, Jennifer quickly discovered that handwork, rather than sitting at a sewing machine, was her true passion. The combination of embroidery, hand piecing and quilting led her to crazy quilting, a pivotal moment in her quilting life. In a process that begins with freedom and play, Jennifer found a creative outlet that saw her fusing the influences of her childhood in South Africa with the traditions of Victorian crazy quilting.



Jennifer's goal is to encourage fellow quilters and stitchers to take risks and create from their own individuality and uniqueness; to continue relishing this cherished tradition by making embroidery accessible, producing work that can be used in day-to-day life. This inspiration encourages play and exploration within the four walls of the sewing room.



A fun and interactive workshop that will unleash your personal creative ideas as you work with needle and thread. Explore and experience a plethora of embroidery stitches and embellishing techniques to create a one of a kind piece of textile art.

A modern take on crazy quilting workshop using threads, ribbons, trims, buttons and your own personal creativity.

Techniques will include piecing, basic embroidery, ribbon embroidery, embellishing and beading

WORKSHOP 0621

SENSE OF PLACE Sue Dennis \$130

9am-4pm; 28th29th October Community Hall

Mt Gravatt Showgrounds

In 2001 Sue's quilt *What Would You Take?* was the winner of Australian Quilts in Public Places & acquired by the Immigration Museum, Melbourne. Sue has been awarded many prizes for her distinct, original art quilts & has been invited to exhibit in international exhibitions.

Juried & group exhibitions throughout Australia, New Zealand, the United States of America,

Great Britain, Europe, South Africa, Taiwan & the Middle East & a wide publication history add to her portfolio. Other professional activities include judging, jurying, curating & writing. Sue is a columnist for *Down Under Quilts* magazine. Sue is an Accredited Teacher- Special techniques & a member of the International Quilt Association, Queensland Quilters Inc., The Quilters' Guild of NSW Inc., Ozquilt Network Inc. & Sunnybank Quilters Inc.



Workshop. A surface design, technique workshop Suitable for all skill levels

When I travel, I create patterned fabric from textures and surrounds of the places I visit This art practise has taught me many things about working with unfamiliar environments and I'd like to share my discoveries with you.

Together we will find inspiration, explore and interact with environment and create beautiful, unique fabric with a sense of space.



Surface design, techniques of dying, printing and rubbing will be demonstrated and used while design, composition and many useful tips on colour mixing fabric paints and working with low tech everyday items are passed on.

Plus Kit \$35 includes items shared by all - various fabric dyes, Shiva oil paint sticks, various fabric paints, mono print plate, rubbing plates and stencils.

WORKSHOP 0721

Mixed technique design master class Nerolie Henderson - \$195

Plus Kit \$20 which includes a range of paints

9am-4pm; 19th to 21st November

Memorial Hall

Mt Gravatt Showgrounds

Neroli Henderson is an art quilter from Melbourne, Australia. She is best known for her detailed quilting, mixed media work and creating pieces layered with meaning. Neroli has won many awards, both at home and overseas, and her work is in private and commercial collections worldwide. She believes that everyone can be an artist and teaches fun classes where anything goes... as long as you don't stick fusible web to the iron. A former graphic designer Neroli has a BA in Design, an Adv Cert in Art and Design, is the former editor of Textile Fibre Forum magazine and runs the Textile Fine Art group on Facebook.



Over three days immerse yourself in design, techniques and materials to create a piece of textile art unique to you. Neroli Henderson is an internationally award-winning art quilter who will take you through the basics of design, encourage you to think outside of your comfort zone and encourage you to go your own way. You will get the opportunity to explore fabric paint, fused collage and surface design elements. This class enables everyone to work in their own ways, and you can choose to do it as pure collage and surface design with no sewing, with hand stitch or with machine stitching. You do not need to be able to draw. This is a small class to facilitate lots of one on one time.